



Perrenia



Beauty for now. And years to come.



ADD THE PERRENIA TOUCH

The Perrenia family of products adds a distinctive touch that transforms a home into a showcase. Our full line of vents, mounts, shutters, half-round decorative siding, corner posts and lineals are built to last. They'll enhance your home and your investment, because our products maintain their beauty for years.

Our lineals, corner posts, decorative panels, mounts and vents were created to precisely match Style Crest® vinyl siding colors. So now it's easier than ever to add the finishing touches to your home — without the worry of color mismatch.

Style Crest® products are available in a wide variety of innovative styles and colors to compliment any taste – and you can count on the same high standards of service and integrity you've come to expect.



Shutters

The perfect decorative accent to highlight your home's exterior beauty.



Vents

Leading the market in design, performance and durability.



Mounts

The ideal choice for any exterior mounting application.



**Half-Round Scalloped
Decorative Panel**

The right choice to accent any home.



Lineals

Finish your windows with durable lineals.



Corner Posts

Finish your siding with a design accent that adds beauty.

SHUTTERS

Complete the picture with natural wood-look shutters. With a wide range of colors, and styles that accent any home exterior, our high performance shutters are the ideal way to finish the look of your home.

- Deeply etched, natural wood grain texture
- Classic louvered or traditional raised panel designs
- Decorative color pallet, plus a paintable option
- Color throughout – will not scratch, peel or fade
- Maintenance-free, high-impact polypropylene – will not crack or dent
- 12" and 15" shutter widths
- Lifetime warranty
- Proudly Made in the USA



Shutters in Black are the perfect decorative accent to highlight this home's exterior beauty.



This backyard view is elegant and inviting thanks to our Indigo Blue shutters.



Shutter Benefits

- Shutters are heavier than industry standards for that truly solid wood look
- Color-through process resists fading and hides scratches to keep its freshly painted look for years
- Detailed woodgrain finish captures real wood look, but without the maintenance
- Louvers are more rigid for improved performance
- Shutter fasteners are included for easy mounting into siding and brick
- Available in louvered and raised panel styles with a popular color pallet for greater design flexibility
- Shutters install quickly and easily, giving your home a beautiful clean, finished look



* All lengths and widths are nominal

Color Swatches



Aqua



Berry



Black



Blue



Brown



Chocolate



Cranberry



Desert




Gray



Green



Indigo Blue



Pine



Red



Royal



Sandstone



Spearmint



Taupe



White

MOUNTS

Our mounts are the ideal choice for your exterior mounting applications. Combining innovative design elements, quality construction, color matching to the Style Crest® siding line, and virtually maintenance-free performance, your decision is supported.

- Ideal for new construction or remodeling
- Wide selection to accommodate many applications
- Easy installation with vinyl siding
- Available in a range of popular colors – exactly matching your Style Crest® siding
- Color-through process resists fading and hides scratches
- Weather-resistant polymer won't fade, peel or flake
- Virtually maintenance-free



Electrical Mounts

- Electrical code approved mounting block ensures proper installation of light fixtures and electrical receptacles
- Keeps wires safely hidden to protect your home and provides a beautiful, clean, finished look
- Virtually airtight electrical box is self-contained inside mount to seal off the wiring from the elements
- Quick and easy installation
- Adjusts from .75" to 1.25"

Patent # 6,723,921 and 6,825,414

Coach Cover



- Snaps easily over the Electrical Mount to enlarge the mounting surface for large coach light fixtures

Patent # 6,723,921 and 6,825,414

Standard Mount



- This standard model is a practical choice for mounting light fixtures, receptacles and faucets
- To be used in conjunction with an electrically-approved box

Flush Mount



- The perfect choice for mounting light fixtures and receptacles after siding has been installed
- Fits on top of Double 4" and Double 5" lap siding

Large Standard Mount



- The perfect choice to mount large light fixtures, house address numbers, gang electric boxes and other items too large for a regular size mount

Typical Installations for Electrical Mounts


Light Fixture

Clearance holes under fixture screws to eliminate binding of screws

Light fixture bracket shown supplied with light fixture

Bracket mounting holes

No special screws required. Simply use screws that are supplied with light fixture.




Electrical Receptacle

Clearance holes for cover plate screws

e-Mount body is deep enough to allow for GFI receptacle

Mounting holes for receptacles

No special screws required. Simply use screws that are supplied with light fixture.



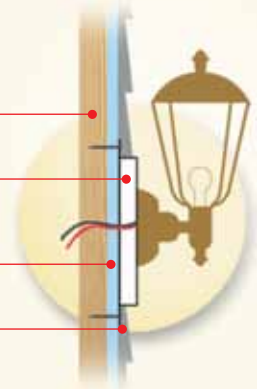
New Construction

Stud

Electrical Mount
No electrical box required

Insulation Board

Siding



Remodeling

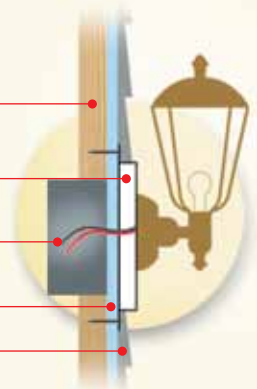
Stud

Electrical Mount

Old Electrical Box

Insulation Board

Siding



Mini Mount



- Used for mounting door bell buttons, receptacles or any other small items

Recessed Mini Mount



- Factory pre-cut for easy mounting of receptacles

Meterbase Mount



- Used for mounting meterbases, hose reels and any other large items
- Offset flange allows the ability to stack meterbases next to each other for gang meters

Recessed Split Mount



- Fits easily around existing water faucets and receptacles, sealing the area and creating a clean, attractive finish
- Larger than industry standard, providing more room for clear turning of faucet handle
- Splits apart for easier installation

Recessed Cover

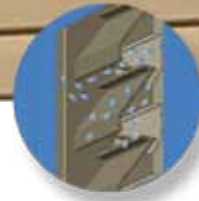


- Fits easily over the Recessed Split Mount with a push snap to protect faucets from winter elements
- Foam filling provides extra protection from harsh weather
- Comes in black only, to absorb the heat of the sun

VENTS

Leading the market in design, performance and durability, our color matched vents give homes beautiful installations with improved energy efficiency.

- Easy to install and maintain
- Available in a wide range of colors – exactly matching Style Crest® vinyl siding colors
- Color-through process resists fading and hides scratches
- Weather-resistant polymer won't fade, peel or flake
- Virtually maintenance-free



Baffle System

Unique design prevents water from flowing through while allowing air to flow freely.




Water Drainage

Ramp system diverts water back out and down to drain. This useful feature keeps water away from the vent system.



Screen System

Tough molded-in screen system will not tear like conventional screens. Bugs can't eat through, birds can't tear it. Has drain hole for water.



Two-Piece Design with One-Piece Appearance

Unique baffle system helps to prevent rain from entering attic space

Molded-in screen system will not tear like conventional screens

Nearly 2" of channel for easier siding installation



Octagon



Round



Vertical



Round Top



Half Round



Square

Combination Vent



*S*OFFFIT VENT KIT



- 1 4" to 3" reducer for added installation flexibility
- 2 Durable face mount secures complete vent assembly in place
- 3 Built-in grids to keep birds and rodents out
- 4 Cover snaps on and off easily for quick installation and cleaning

*E*XHAUST VENT KIT



Bathroom / Dryer Exhaust Vent

- Low profile bathroom/dryer exhaust vent
- Built-in grids to keep birds and rodents out
- Cover snaps on and off easily for quick installation and lint removal*
- 4" aluminum tubes included



Competitor

*H*OODDED EXHAUST VENT



Deluxe Dryer Exhaust Vent

- Unique paddle wheel design discourages birds and rodents from entering vent and helps reduce lint build-up
- Inner flap is recessed into base when dryer is turned off, further discouraging bird and rodent entry
- Cover snaps on and off easily for quick installation and lint removal*



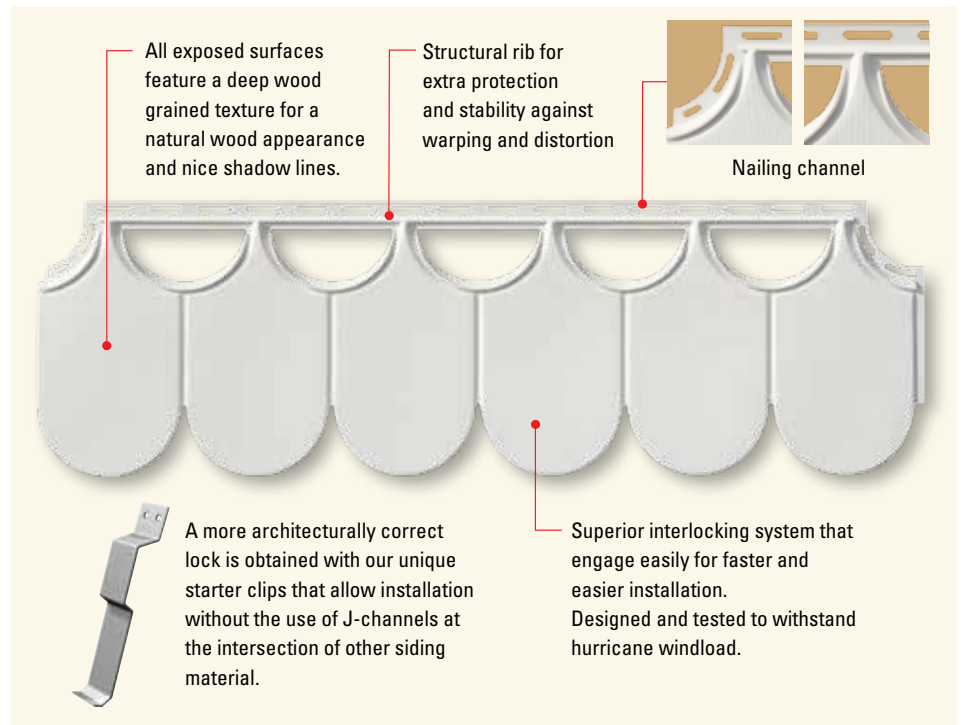
* Like all bathroom/dryer vents, periodically inspect and clean for optimum performance

HALF-ROUND

Scalloped Decorative Panel

Add the sculptured look of scalloped accents. Half-Round Decorative Panels are designed for enhanced durability — and personality. Whether used on a dormer or gable, our scalloped accents provide the touch of class you'll love. And the lower maintenance, lower cost, and ease of installation, make them the right choice to accent any home.

- Color throughout the panel – no scratching, peeling or fading
- Virtually maintenance free – never needs painting
- Dimensions – 10" x 32" (25.4 cm x 81.28 cm)
- 22 panels – 33 square feet per carton



Seven classic color options – color matched, or accenting, the Style Crest® vinyl siding product line.



White Birch 02



Classic Sand 11



Warm Sandalwood 17



Harbor Stone 44



Prairie Wheat 017



Khaki 018



Slate Blue 020

WINDOW LINEALS

Finish your windows with durable lineals in colors that match perfectly with your Style Crest® vinyl siding.



- *Starter strip not required, when used with pre-J Channeled windows – saves on material and installation time*
- *Choose from 3-1/2" or 5" wide lineals*
- *Foam insert available for both widths*
- *12' 6" length allows for large window applications*
- *Available in nine color options – exact matched to Style Crest® siding*
- *Competitively priced – compared to other window trim*



- *Stately 5-1/2" wide design*
- *Fluted and Traditional profiles*
- *Available in white and other popular colors for traditional profile, white only for fluted*
- *20' length – for minimal vertical joints*
- *Vinyl with foam insert offers impact resistance, added rigidity and helps retain shape – assuring the corners stay true for years to come*

CORNER POSTS

Finish your siding with a design accent that adds beauty to your home, in two styles and a variety of color options.

